

Welcome to Pixorial! Let's get started!

As soon as you login, you will see the Library and the Producer tabs:



Here's a brief overview of what you can do under each tab.

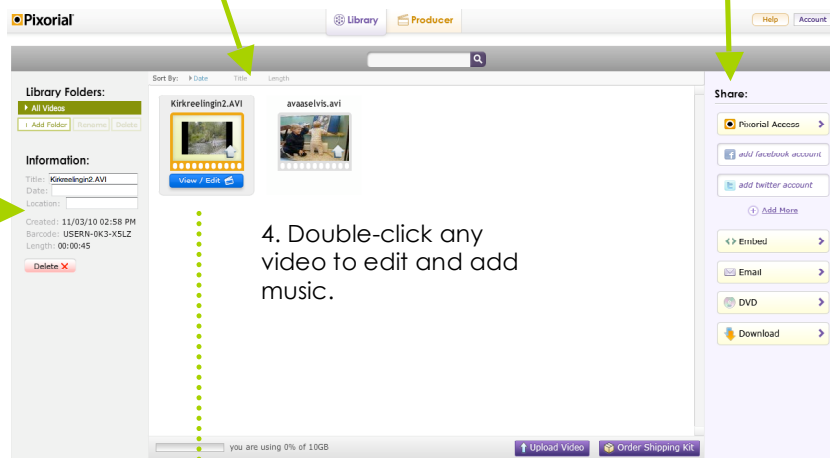


1. View all your videos in the Library.

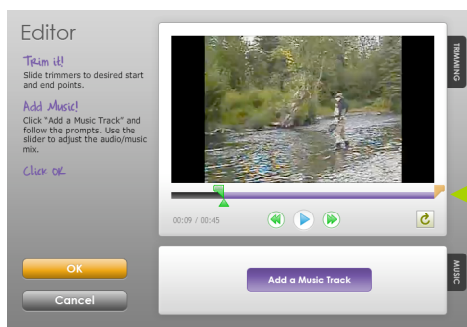
2. Share anywhere – as an email, to Facebook, make a DVD and more!

3. Organize videos in folders. Add additional info. Delete videos.

4. Double-click any video to edit and add music.

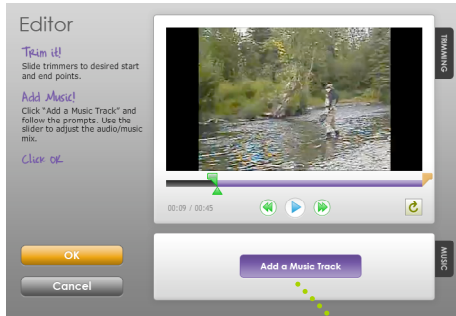


4. Upload video or send us home movies to upload for you.

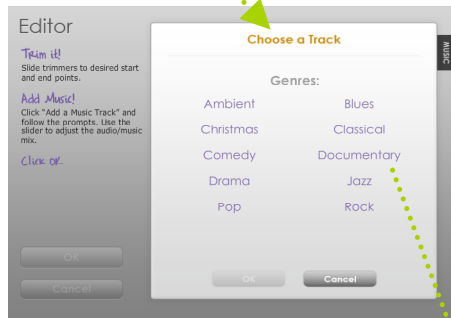


5. To edit: Move the trimmers to choose start and end points for your video. Remember to press OK!

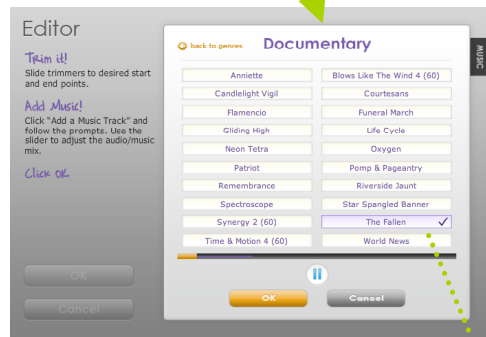
To add music:



1. Click "Add a Music Track"

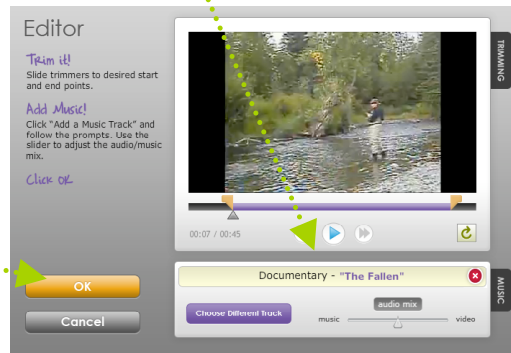


2. Select a genre.



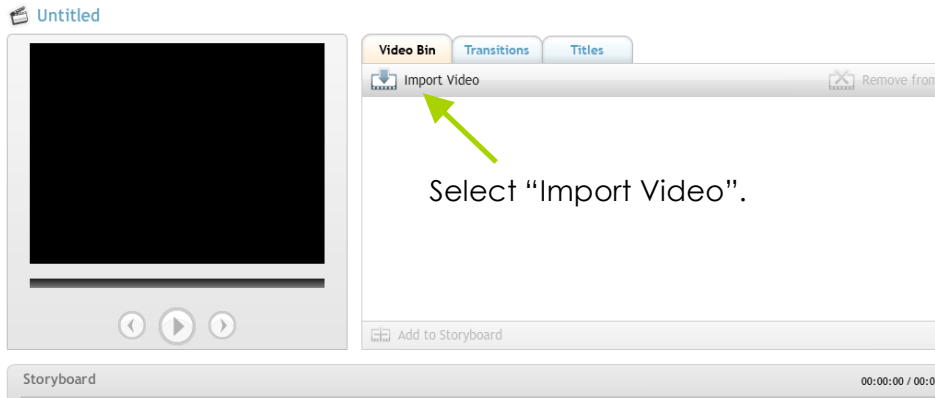
3. Select a music track.

3. Adjust the sound levels and press OK.

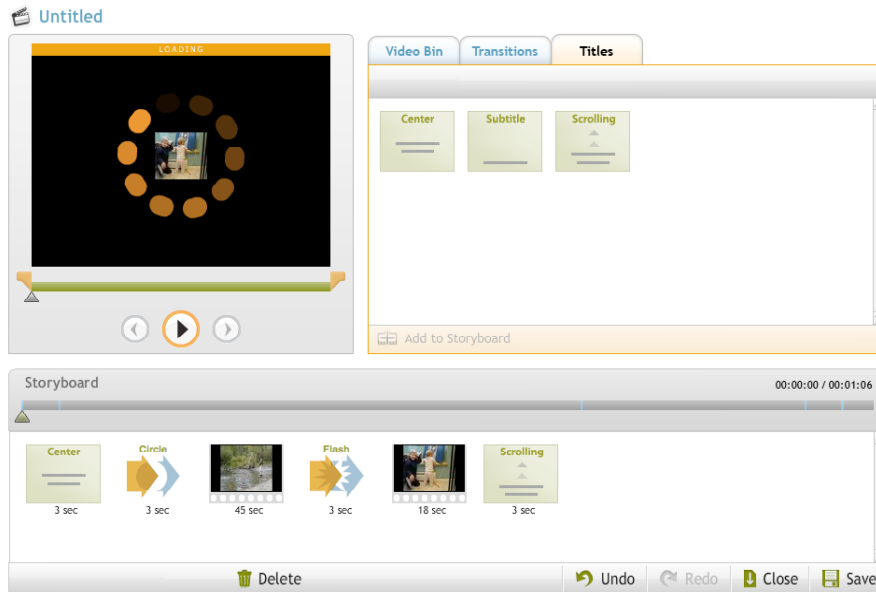




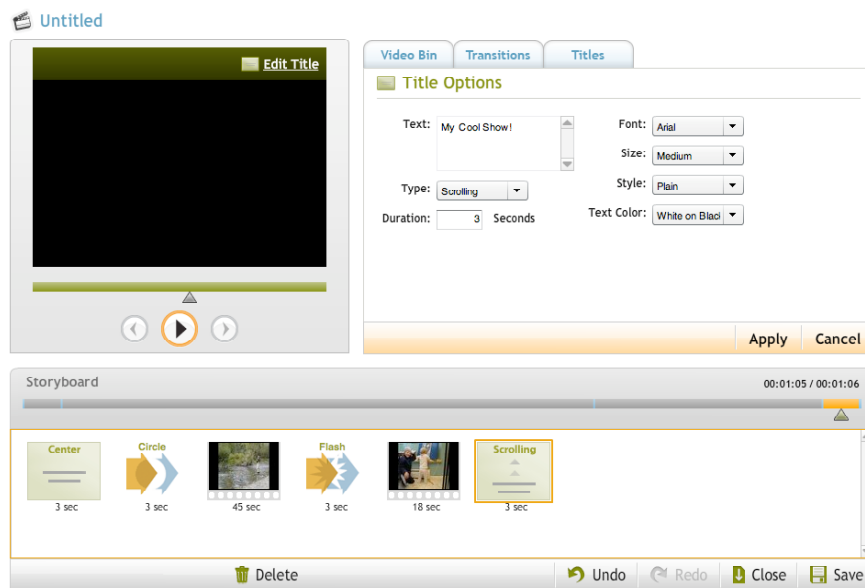
Edit and remix multiple videos into one:



Select Video Bin, Transitions or Titles as appropriate. Drag any item from the bin down to the Storyboard to make your video.

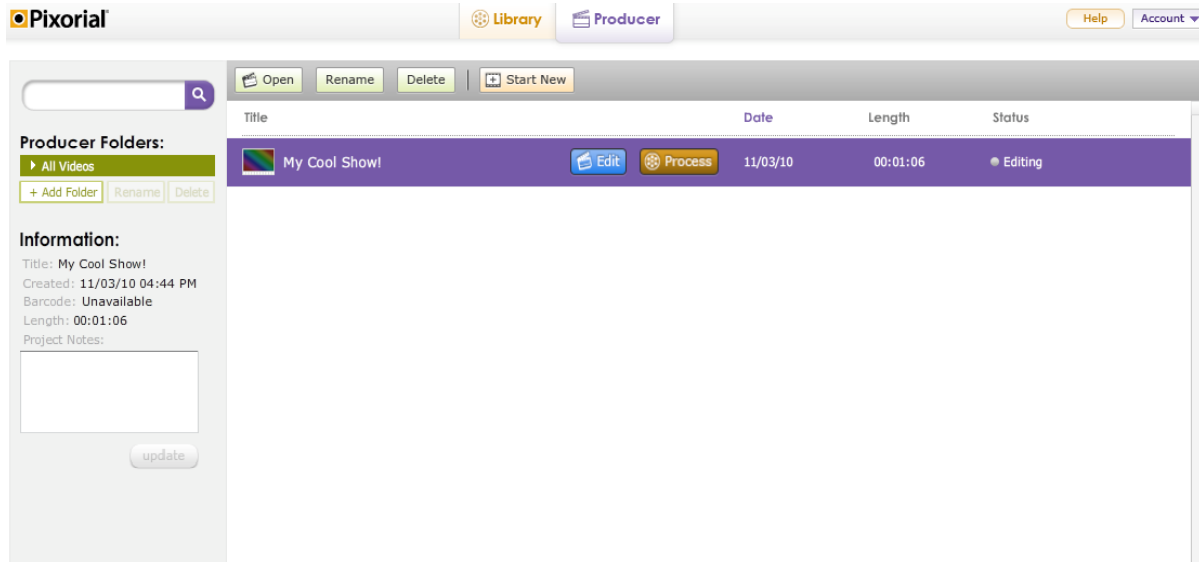


Double click on any item to edit. Then press "Apply".



Remember to save!

Once you've created a video in Producer, you can edit it some more, or select "Process" and it will be rendered and placed into your Library where you can share it.



The screenshot displays the Pixorial web interface. At the top, there is a navigation bar with the Pixorial logo, tabs for "Library" and "Producer", and buttons for "Help" and "Account". Below the navigation bar, there is a search bar and a toolbar with buttons for "Open", "Rename", "Delete", and "Start New". The main content area is divided into two sections. On the left, there is a sidebar with "Producer Folders" (including "All Videos" and "+ Add Folder") and an "Information" section for the selected video "My Cool Show!". The "Information" section includes fields for Title, Created (11/03/10 04:44 PM), Barcode (Unavailable), Length (00:01:06), and Project Notes, with an "update" button. On the right, there is a table with columns for Title, Date, Length, and Status. The table contains one row for "My Cool Show!" with a date of 11/03/10, a length of 00:01:06, and a status of "Editing". The "Editing" status is indicated by a small green dot. The table also includes "Edit" and "Process" buttons for the selected video.

Title	Date	Length	Status
My Cool Show!	11/03/10	00:01:06	Editing

Thank you for taking this self-guided tour. We hope you found it helpful. We welcome feedback at customer_service@pixorial.com. And for more tips, please visit our How To section, by clicking "Help" on the top right of your screen.

Enjoy Your Show®